



Official Bulletin #1

Contact: Ivan Orisek
 Clerk of the Course
 845-794-4096
Eurorally@aol.com

November 28, 2009

Sample FIA Time Cards to be used on all Rally New York events
 (Road Section with Special Stage followed by Regrouping, followed by Service)

		TC 6 - TC 6A	
		7.25 miles 22.83 mph	
ARRIVAL TIME at TC 6 A	Hr: 11 Min: 28		
REGROUP IN			
DUE TIME (Competitor use)	Hr: 11 Min: 28		
TARGET TIME	Hr: 0 Min: 19		
ACTUAL START	11 09 RS		
TIME TAKEN	0 19 (No penalty)		
SS 6 Old Greenfield 3 2.50 Miles		CAR NUMBER 1	
FINISH TIME	Hr: 11 Min: 11 Sec: 31		
ACTUAL START	11 09 SS 6		
TIME TAKEN	2 31		
Provisional Start Time	11 09	STAMPSIGN 	
Arrival Time at TC 6	11 06	STAMPSIGN 	

		TC 6B - TC 6C	
		miles mph	
ARRIVAL TIME at TC 6C	Hr: 12 Min: 58		
SERVICE B OUT			
DUE TIME (Competitor use)	Hr: 12 Min: 58		
TARGET TIME	1 00		
ACTUAL START	11 58 TC 6B Regroup OUT Service B IN		
TIME TAKEN	1 00 (No penalty)		
		Assigned Regroup Time OUT 11 58 (No penalty)	
		CAR NUMBER 1	
		STAMPSIGN 	



Official Bulletin #2

Contact: Walter Clark
Chief Scrutineer
845-794-4096
Eurorally@aol.com

November 28, 2009, as amended on December 4, 2009

Use of studded tires at New York Winter Rally 2010

The Policy for use of studded tires is as follows:

Any number of studs may be used on any tire of a competitors' choosing with the following restrictions.

- 1) Tires are free but all tires to be used at New York Winter Rally 2010 must be submitted for approval and marking at scrutineering. Compliance will be checked in multiple Technical Zones during the rally. The number of tires to be used by a team is free.
- 2) The studs used must be of the single flange type, identified by the manufacturer as passenger car and light truck tire studs and must conform to TSMI #11 through #17, utilizing nominal 8.8 millimeter flanges and 4.8 millimeter shafts, such as illustrated and referenced below.
- 3) The studs must be properly installed and no part of the stud may extend more than 3/32 inch (2.38 millimeter) above the tread surface of a new or used tire presented at scrutineering. As studs are known to completely or partially eject from a tire during competition, they may but do not have to be resealed or replaced by the competitor with the same size TSMI studs on the previously marked tires during the event. Checks at the Technical Zones will accept for competition what appear to be partially unseated studs on marked tires.
- 4) Amended December 4, 2009: Any objects, metallic or non-metallic, protruding from the tread surface of the tire, other than single flange studs TSMI #11 through #17, are prohibited.



More information on passenger car and light truck studs, proper installation, studs and stud tools for purchase may be found at the Bruno Wessel web site: <http://www.brunowessel.com/studs/index.asp>.

Note the BW recommendations regarding installation and seating of studs under section http://www.brunowessel.com/studs/instructions_for_studding_tire.asp including break-in at moderate speeds as this permits the rubber to settle properly around the stud flange and reduces the risk of the stud pulling out in use. BW has separately suggested that use of an epoxy when installing the studs would further improve retention.

This policy will be reviewed after New York Winter Rally 2010 based on the experiences from the event. Factors such as suitability of studs, road damage both on gravel special stages and on tarmac liaison sections, and competitor comments will be considered.



Official Bulletin #3

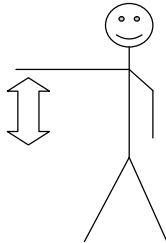
Contact: Ivan Orisek
Clerk of the Course
845-794-4096
Eurorally@aol.com

November 28, 2009


Hand Signals by Credentialed Marshals To Be Obeyed by Competitors on Special Stages

Credentialed marshals in red or green safety vests will use the following hand signals to control competition traffic on special stages. Competitors must obey these signals without exception. Competitors are reminded that untrained spectators without safety vests may use similar signals particularly if a special stage is blocked and there are no marshals in the vicinity.

SLOW DOWN – BE PREPARED TO STOP!



STOP!






Official Bulletin #4

Contact: Ivan Orisek
Clerk of the Course
845-794-4096
Eurorally@aol.com

January 22, 2010

Competitor Relations Officer's Schedule:

Olga Orisek, Deputy Clerk of the Course and an experienced codriver will serve the Competitor Relations Officer:



Competitors should direct all inquiries, timing inquiries and communications with the organizer to the Competitor Relations Officer.

The Competitor Relations Officer will be available at the following locations and times:

Friday, January 22:	Registration	16:00 – 22:00
Saturday, January 23:	Service Park in Narrowsburg Parc Ferme at Villa Roma	8:00 – 18:30 20:00 – 21:00
Sunday, January 24:	Service Park in Narrowsburg Ceremonial Finish and Awards	8:00 – 14:00 14:00 – 15:30



Official Bulletin #5

Contact: Ivan Orisek
Clerk of the Course
845-794-4096
Eurorally@aol.com

January 22, 2010

Mandatory Parking on Tarps in Overnight Parc Ferme:

Teams are required to park the team cars in the overnight indoor Parc Ferme on tarps provided by the teams.

This is necessary to protect the floor of the tennis court used as Parc Ferme from damage by leaking fluids.